

Customer:

Date:
 COMPANY:
 Contact Person:
 Address:

 Job Site tel:

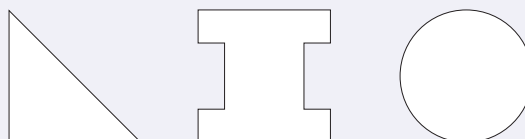
Project name:
 Sales Person:

PURCHASE ORDER N° /

| ENTRANCE MATTING | |
|------------------|-------------|
| REF | DESCRIPTION |
| | |

FOR PROSPEC S.O. / SM

- For specific shapes please provide a template made of flexible material, for example :

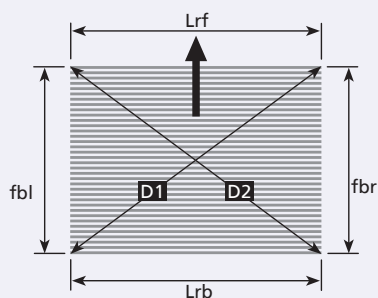


1 Indicate Ref. n° and Description of the mats:

2 Make a drawing of the shape of Mat in the box below.

3 You must indicate the following dimensions in the sketch:

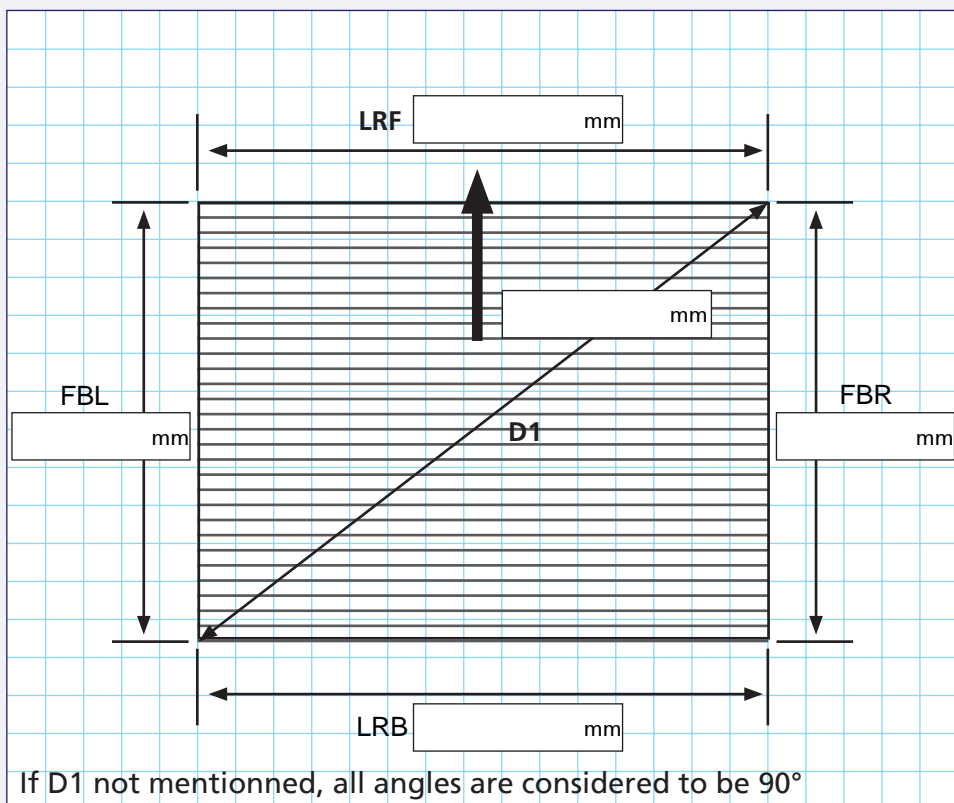
- both widths (LRF / LRB),
- both lengths (FBR / FBL),
- One Diagonal (D1 or D2), very important as the hollow or recess may not be square
- the walking direction (so as to determine the direction of the strips)



- Before taking measurements, check that:
 - the floor is completely flat,
 - the mat frame is already in place


- For all special shapes, or mat with no square angle, a 10 % additional charge will be applied.

- Please contact us if you need any additional information and for estimates involving shapes which are not square or rectangular



**THANK YOU TO NOTICE IF :
(PUT A CROSS)**

INTERIOR DIMENSION OF THE MATWELL FRAME



O/A DIMENSIONS OF MATWELL FRAME

Comments