

## Features

- System designed for all horizontal and vertical applications in the constructions
- EPDM membrane used to protect the expansion gaps from water penetration
- Provides a continuous insulation
- High elasticity even at the cold weathers
- Perfectly stick on many different materials
- High tearing strength
- High resistance to mechanical fittings
- EPDM membrane having long life cycle and does not require maintenance once properly installed
- Easy to install on top surface slab or under the slab
- UV radiation resistance
- Excellent moisture vapor barrier
- High movement expected joints
- System allows full seismic movements
- System allows excellent shear movements

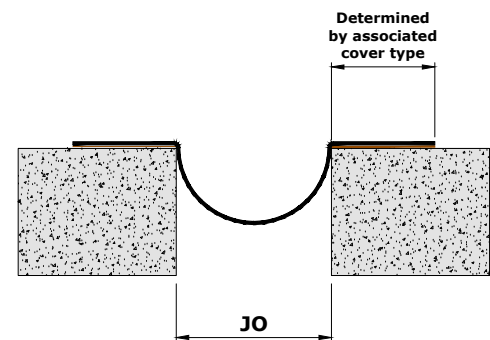

### Floor-Slab Application

**WA**  
Series

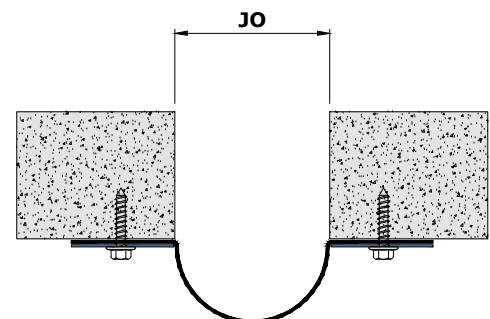
**Floor**  
Use

**Under-Slab**  
Use

Water



### Under-Slab Application



## Details

Usage : Floor/Under-Slab

Joint Width (mm) : 50 - 300

Note : Wider EPDM  
waterproofing  
available at request

Application	Code	JO	SH	SW	± Movement (%)			Load (Ton)
		Millimeter			Horizontal	Vertical	Shear	
Straight /Corner	WAX 050	50	*	*	*	*	*	*
	WAX 075	75	*	*	*	*	*	*
	WAX 100	100	*	*	*	*	*	*
	WAX 150	150	*	*	*	*	*	*
	WAX 200	200	*	*	*	*	*	*
	WAX 250	250	*	*	*	*	*	*
	WAX 300	300	*	*	*	*	*	*