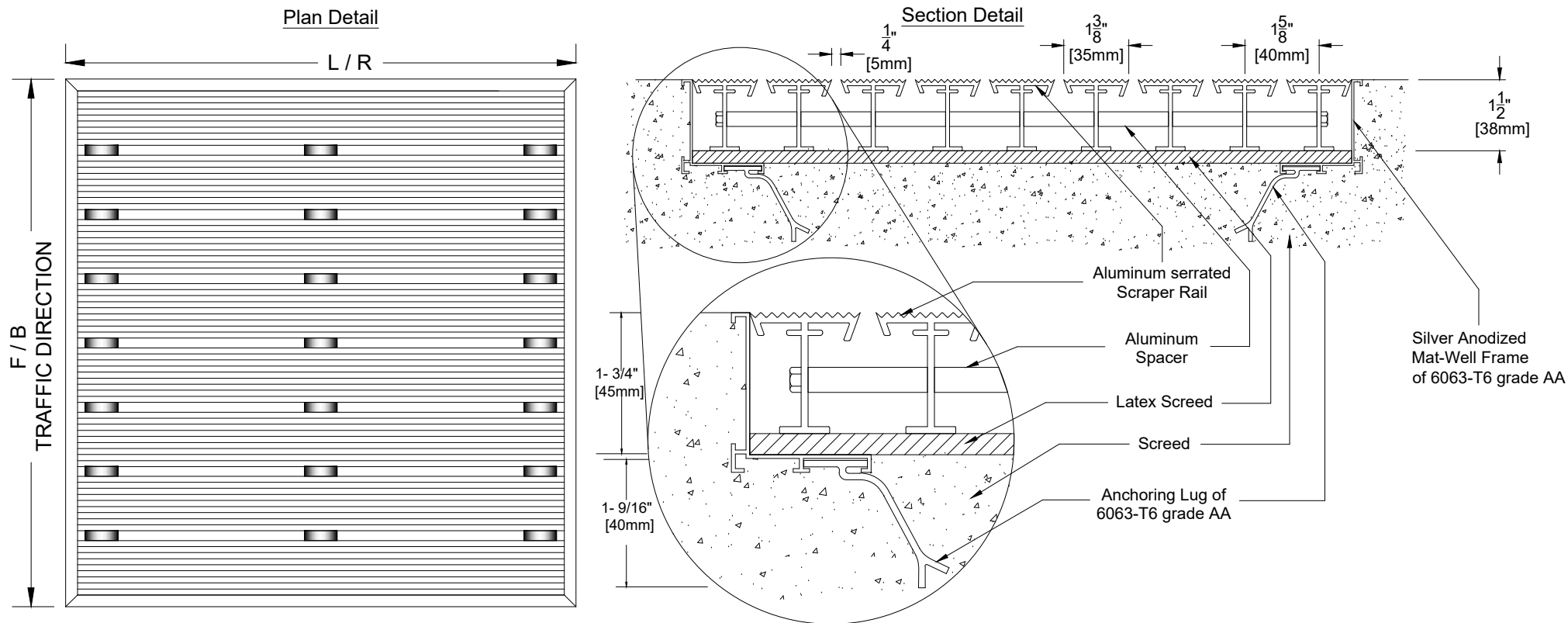



LEVEL BASE FRAME INSTALLATION

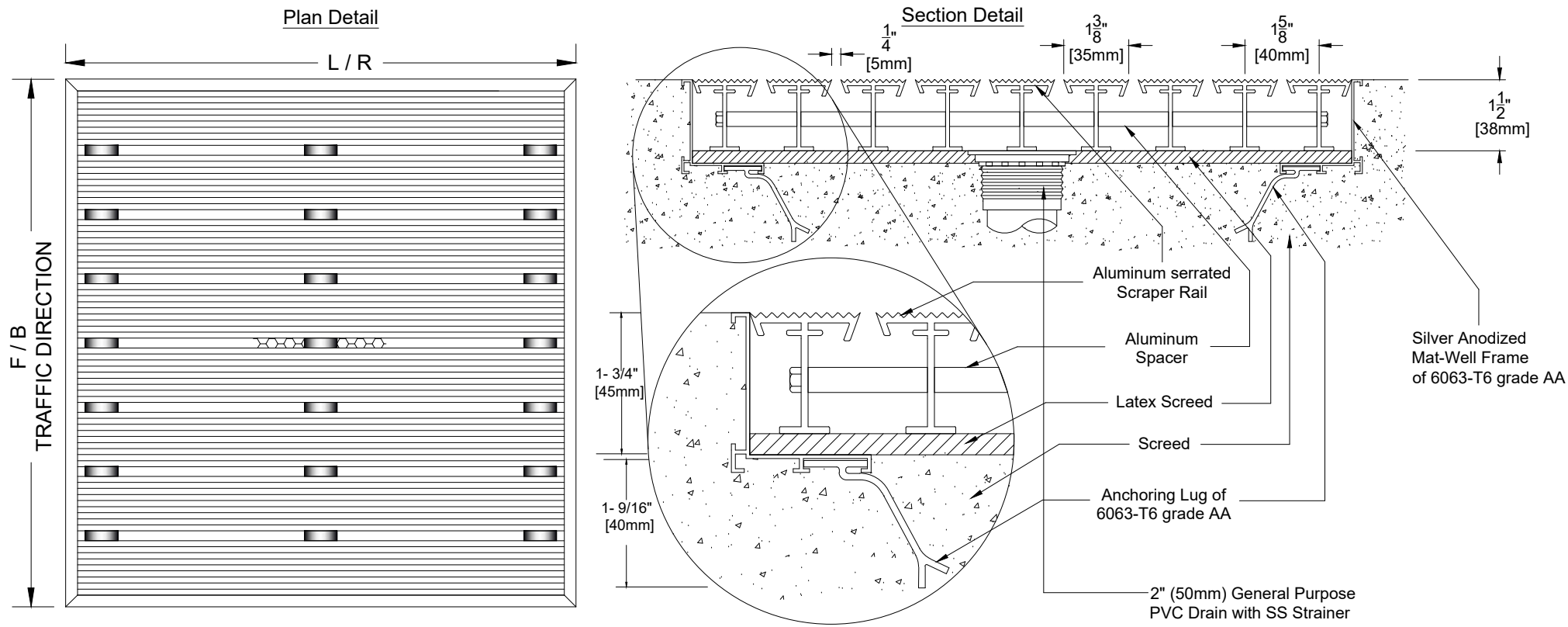


DETAIL NOTES:

- 1 - Mat Scrapers must run perpendicular to traffic direction.
- 2 - Scrapers available in Alum.
- 3 - Mat-Well frames available upon request.
- 4 - Installation to be completed in accordance with manufacturer's specifications.
- 5 - All Dimensions are considered true and reflect manufacturer's specifications.
- 6 - Do not scale drawing.
- 7 - Maximum single grid size not to exceed 4-1/6' (1270mm) left to right X 4-1/6' (1270mm) front to back.
- 8 - Weight 53 lbs per Square Meter.
- 9 - Max static load 2000 lbs per sq.ft.
- 10 - Dynamic load 2000 lbs [two wheels of 3" (80mm)].
- 11 - All surfaces in contact with masonry are to receive a coat of Zinc Chromate Premier.

PROJECT:		DRAWN BY : SJ		 3601 HIGHWAY 7, SUITE 400 MARKHAM ON L3R 0M3, CANADA
CONSULTANT:	MATTING CODE :	CHECKED BY :		
INTERIOR DESIGN:	OFFER NO:	SCALE : NTS		

LEVEL BASE FRAME WITH DRAIN INSTALLATION



DETAIL NOTES:

- 1 - Mat Scrapers must run perpendicular to traffic direction.

2 - Scrapers available in Alum.

3 - Mat-Well frames available upon request.

4 - Installation to be completed in accordance with manufacturer's specifications.

5 - All Dimensions are considered true and reflect manufacturer's specifications.


6 - Do not scale drawing.
- 7 - Maximum single grid size not to exceed 4-1/6'(1270mm)left to right X 4-1/6' (1270mm)front to back.

8 - Weight 53 lbs per Square Meter.

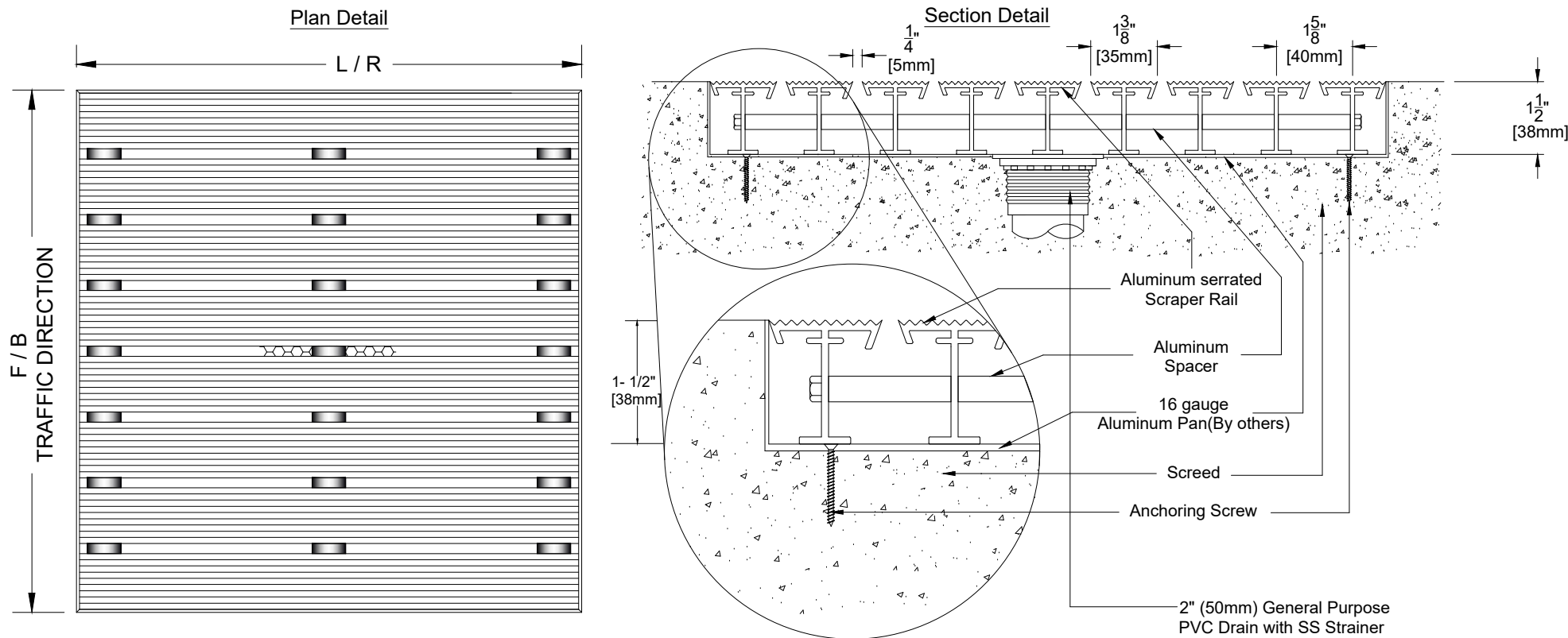
9 - Max static load 2000 lbs per sq.ft.

10 - Dynamic load 2000 lbs [two wheels of 3"(80mm).

11 - All surfaces in contact with masonry are to receive a coat of Zinc Chromate Premier.


PROJECT:		DRAWN BY : SJ		 <p>3601 HIGHWAY 7, SUITE 400 MARKHAM ON L3R 0M3, CANADA</p>
CONSULTANT:	MATTING CODE :	CHECKED BY :		
INTERIOR DESIGN:	OFFER NO:	SCALE : NTS		

LEVEL BASE FRAME WITH DRAIN AND PAN INSTALLATION



DETAIL NOTES:

- 1 - Mat Scrapers must run perpendicular to traffic direction.
- 2 - Scrapers available in Alum.
- 3 - Mat-Well frames available upon request.
- 4 - Installation to be completed in accordance with manufacturer's specifications.
- 5 - All Dimensions are considered true and reflect manufacturer's specifications.
- 6 - Do not scale drawing.
- 7 - Maximum single grid size not to exceed 4-1/6' (1270mm) left to right X 4-1/6' (1270mm) front to back.
- 8 - Weight 53 lbs per Square Meter.
- 9 - Max static load 2000 lbs per sq.ft.
- 10 - Dynamic load 2000 lbs [two wheels of 3" (80mm)].
- 11 - All surfaces in contact with masonry are to receive a coat of Zinc Chromate Premier.

PROJECT:		DRAWN BY : SJ		 3601 HIGHWAY 7, SUITE 400 MARKHAM ON L3R 0M3, CANADA
CONSULTANT:	MATTING CODE :	CHECKED BY :		
INTERIOR DESIGN:	OFFER NO:	SCALE : NTS		